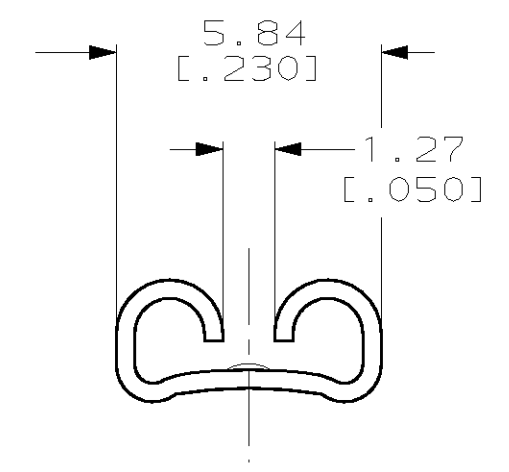
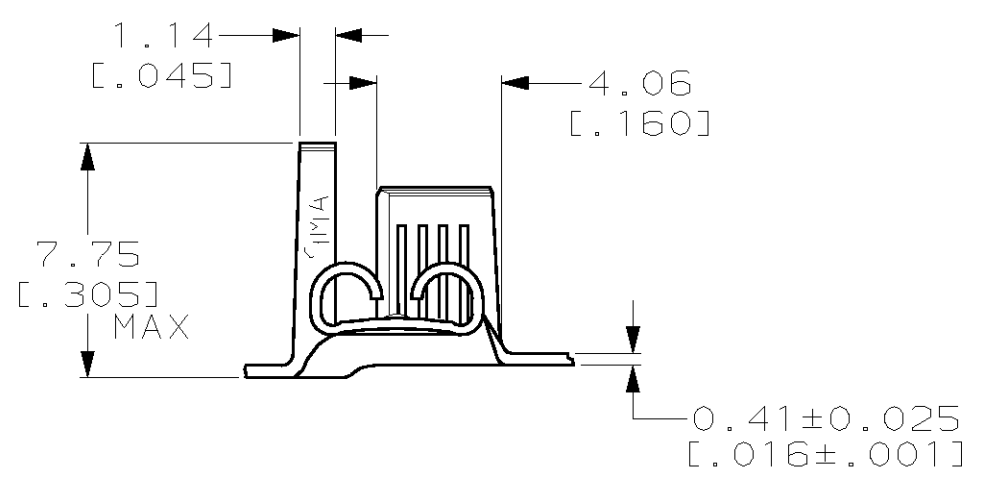
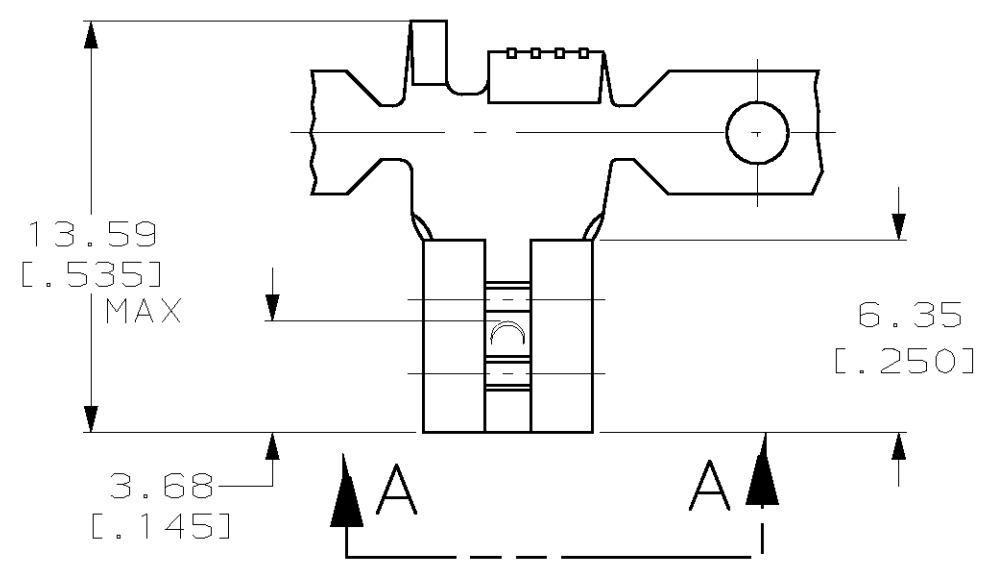


THIS DRAWING IS UNPUBLISHED. RELEASED FOR PUBLICATION ,19 .
 © COPYRIGHT 19 BY AMP INCORPORATED. ALL RIGHTS RESERVED.

LOC		DIST		REVISIONS			
P	LTR	DESCRIPTION		DATE	DWN	APVD	
AF	50						
		H	REV PER 0G3A-0050-02	06FEB02	JR	PD	

- CONTINUOUS STRIP ON REELS.
- FEED IS 16.51 ± 0.076 [$.650 \pm .005$].
- ACCEPTS WIRE SIZE [#18-#14] AWG.
- INSULATION RANGE TO BE 1.90-3.94 [$.075-.155$] DIA.
- MATING TAB THK TO BE 0.813 ± 0.025 [$.032 \pm .001$].



VIEW A-A
SCALE 6:1

0.002032 [.000080] MIN TIN	1217244-2
-	1217244-1
FINISH	PART NO.

THIS DRAWING IS A CONTROLLED DOCUMENT FOR AMP INCORPORATED. IT IS SUBJECT TO CHANGE AND THE CONTROLLING ENGINEERING ORGANIZATION SHOULD BE CONTACTED FOR THE LATEST REVISION.		DWN JR RUTH 190CT99	AMP Incorporated Harrisburg, PA 17105-3608
DIMENSIONS: MM [INCHES]	TOLERANCES UNLESS OTHERWISE SPECIFIED:	CHK MS FEHER 190CT99	
	0 PLC ±-	APVD S HEADER 190CT99	NAME RECEPTACLE, FASTON, FLAG, 4.75 [.187] SERIES
	1 PLC ±-	PRODUCT SPEC	SIZE A3
MATERIAL H04 BRASS	2 PLC ±0.25 [.010]	APPLICATION SPEC	CAGE CODE 00779
	3 PLC ±-	WEIGHT -	DRAWING NO C-1217244
4 PLC ±-	FINISH SEE TABLE	CUSTOMER DRAWING	SCALE 4:1
ANGLES ±-			SHEET 1 OF 1
			REV H